

For a ceiling you'll be proud to look up to



AFTER

BEFORE


Is your outdoor room or verandah too hot or too cold?

At last an easy to install, ready to use insulated ceiling that will help you survive the extreme heat and humidity of the Australian summer; with the added bonus that it will also keep the chill away in winter and there is no need to replace your existing roof.

Pre-finished insulated Ceilink panels are specifically designed to fit under single skin roofing, new or existing, or line an existing wall. Ceilink panels are lightweight, quick and easy to install in just a few hours. Ceilink delivers great thermal comfort properties, **reducing radiant heat transfer by over 90%.**

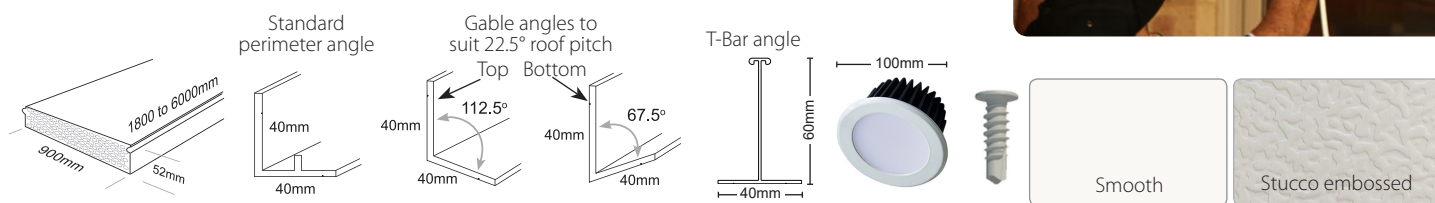
- Modern, white pre-finished steel ceiling face
- $R_{t3.2}^*$ - high insulation value provides excellent thermal performance * Assuming a 100mm cavity in summer
- Fire retardant EPS insulated core dramatically reduces radiant heat transfer, mould and condensation
- Unsupported span of up to 4m (max supported span 6m)
- Self mating interlocking joints
- Lightweight - fast & easy to install
- Wall support angles and accessories available
- LED downlights available.

Perfect for home improvements. Ideal for retrofits and new projects.



Ceilink SPECIFICATIONS

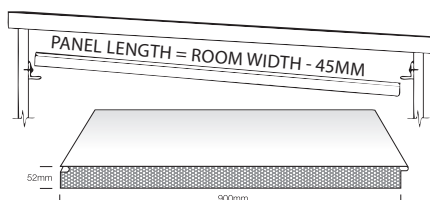
Panel cover	900 mm	Mass kg / m ²	3.85
Overall thickness	52 mm	Unsupported / Supported span	4000 / 6000 mm
Min / Max length	1800 / > 6000 mm		
Colour / Finishes	Pearl White in Stucco or Smooth		
Insulation R Value	Summer R _t 3.2 Winter R _t 1.9 (assuming a 100mm cavity between Ceilink and roof)		
Joining system	Interlocking tongue & groove		
Materials	Steel face, EPS core, Reflective foil back		
Accessories	<ul style="list-style-type: none"> Pearl White extruded aluminium angles for flat or gable roofs White smooth top self drilling tek screws 16mm (can be used in place of rivets) LED downlights - 13w LED with driver - IC insulation rating - Dimmable - 3000k or 5000k - 100° beam angle 		
Domestic and Commercial Uses	<ul style="list-style-type: none"> Verandahs • Sheds • Pergolas • Awnings • Sun Rooms • Factory Units • Commercial Kitchens • Garages 		



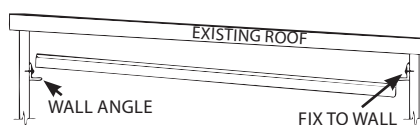
G&A Springett NSW : "...we were unable to use the outdoor area in summer even though it was covered as the heat that came of our steel roof made it just too uncomfortable to sit out there. Installing Ceilink just before Xmas and has been the best thing we have done in the 10 years of living in this house, we were told it would cut the heat down to which it certainly has but it has also given us the outdoor area we hoped for. I have recommended this product to several of our friends and would recommend it to anyone that is looking for a very cost effective way to cool down their outside areas... Thank you once again for a fantastic product"



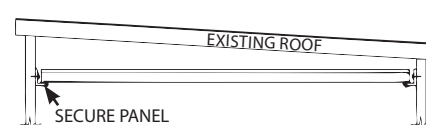
Ceilink QUICK AND SIMPLE INSTALLATION



1. Measure room



2. Install perimeter supports



3. Fit panels